


PIKE DELTA YORK
LOCAL
SCHOOL DISTRICT



Monthly Financial Report – April 2020

May 20th, 2020

Matt A. Feasel, Treasurer/C.F.O.



May 20th, 2020

Dear Members of the Pike Delta York Board of Education:

The following pages represent the financial status of the Pike Delta York Local School District as of April 30th, 2020 for all funds submitted for your consideration. Please review the following:

1. General, Revenue & Budget Analysis
2. Cash Reconciliation Report
3. Investment Register
4. Financial Report by Fund
5. Monthly Check Register
6. Unencumbered Liabilities Register
7. Transfer and Advance Register
8. Donations to the District
9. Appropriation Revisions for the month and fiscal year 2019-20.

As always, if you should have any questions or need any additional information, please feel free to contact me at any time at 419-822-3391, Ext 5103.

Respectfully Submitted,

Matt A Feasel, Treasurer/CFO
Pike Delta York Local School District

PIKE DELTA YORK LOCAL SCHOOL DISTRICT Monthly Financial Narrative

General Fund Analysis

This document is prepared in an attempt to summarize the cash position of the Pike Delta York Local School District as of the end of April, 2020. This analysis incorporates four (4) different areas:

1. 2019-20 Fiscal Year Estimate - This column represents the actual cash balance on July 1, 2019 (\$ 2,244,223.66) at the beginning of the fiscal year. It also contains the projected revenue from July 1, 2019 to June 30, 2020, (\$ 14,263,261.00); the projected expenditure level (\$ 14,950,000.00) and the projected ending balance (\$ 1,557,484.66) on June 30, 2020.
2. April 2020 Actual - This column represents actual activity for the month of April 2020.
3. 2019-20 Fiscal Y-T-D - This column represents actual activity from the 1st of July, 2019 through the end of April 2020.

SUMMARY

The November adopted five-year forecast is reflected on the April financial report. We have constantly monitored our estimates against actual collections to determine what and why variances have occurred. Monthly estimates have been projected based on the most recent information, historical revenue collections and actual expenditure levels from the 2018-19 fiscal year. No adjustments have been made to the projection levels on this month's financial report for the first ten (10) months of this fiscal year.

The comparison of year-to-date activity from April of 2018 to April of 2019 can be found on page 7 of the financial analysis. The timing of revenue being received and expenses being paid may create significant variances. We will attempt to explain those significant variances when they occur within the summaries.

Pike Delta York Local Schools

General Fund Analysis

April 2020

	2019-20 Estimate	April 2020 Summary	2019-20 Fiscal Y-T-D
Beginning Balance	2,244,223.66	3,109,713.11	2,244,223.66
Revenue	14,263,261.00	655,654.91	12,893,714.60
Expenditures	14,950,000.00	1,092,112.72	12,464,682.96
Ending Balance	1,557,484.66	<u>2,673,255.30</u>	<u>2,673,255.30</u>
Projected Ending Balance - April 2020		2,646,690.11	
Variance		26,565.19	

PIKE DELTA YORK LOCAL SCHOOL DISTRICT Monthly Financial Narrative

General Fund Revenue Analysis

This document evaluates our sources of revenue.

1. 2019-20 Estimates – This column represents the most current revenue projections from July 1st, 2019 through June 30th, 2020.
2. Projected Revenue for April of 2020 – This column represents the estimated revenue that the district anticipated receiving during the month April.
3. April 2020 Actual - This column represents actual cash receipts received during the month of April of 2020.
4. 2019-20 Projected – This column represents the estimated revenue from July 2019 through April 2020.
5. 2019-20 Actual – This column represents actual cash receipts received from July of 2019 through April of 2020.
6. Variance - This column represents the estimated revenue from July 2019 through April 2020 (Column 4) minus the actual receipts that we have actually received during that same time period (Column 5) to give us a variance for comparison purposes.
7. Percentage Received – Revenue actually received divided by the anticipated revenue.

SUMMARY

Revenue received for the month of April fell a little short of what we would have liked to have seen but for the most part, we were right there. Investments continue to fall short of our original estimates because to the impact the pandemic has had on the financial markets. Most of the rates we have seen on the short term returns have fallen by 50%. We are extended out on the majority of our investments and are still seeing a higher return. Let's see how the final two month of the fiscal year end up.

For the most part, the remainder of the funds we received in April came through the state foundation payments, including the local receipts we received for local tuition.

Revenue for the year has actually seen a slight increase over the revenue we received last fiscal year, at this time last year. This is primarily due to the NEXUS pipeline proceeds of approximately \$ 152,000. On the year-to-date comparison, revenue is up 1.10% or \$ 140,338.76 over April 30th of 2019.

Pike Delta York Local Schools

General Fund Revenue Analysis

April 2020

<i>Revenue Source</i>	2019-20 Annual Estimate	April 2020 Projected	April 2020 Actual	2019-20 Projected	2019-20 Actual	Annual Variance	Percentage Received
Real Estate Taxes	4,521,832.00	0.00	0.00	4,521,832.00	4,576,840.77	55,008.77	101.22%
Public Utility Pers. Prop.	587,545.00	0.00	0.00	587,545.00	665,845.53	78,300.53	113.33%
Investments	90,000.00	5,000.00	3,956.51	69,457.00	65,467.97	-3,989.03	72.74%
Other Local Receipts	932,626.00	38,766.00	39,955.82	823,986.00	678,025.15	-145,960.85	72.70%
State Foundation	7,201,350.00	597,500.00	597,184.85	6,005,835.00	6,006,043.83	208.83	83.40%
Homestead/Rollback	576,534.00	0.00	0.00	576,534.00	543,686.51	-32,847.49	94.30%
Other State/Fed. Receipts	228,374.00	18,215.00	14,557.73	235,701.00	232,567.95	-3,133.05	101.84%
Non-Operating Receipts	125,000.00	0.00	0.00	107,398.00	125,236.89	17,838.89	100.19%
Totals	14,263,261.00	659,481.00	655,654.91	12,928,288.00 90.64%	12,893,714.60	-34,573.40 -0.24%	90.40%

PIKE DELTA YORK LOCAL SCHOOL DISTRICT Monthly Financial Narrative

General Fund Budget Analysis

This document evaluates our expenditure levels.

1. 2019-20 Projected Expenditures - Projected expenditure levels for the 2019-20 fiscal year.
2. April Projected Expenditures - Expenditures projected for the month of April of 2020.
3. April 2020 Actual Expenditures - Actual expenditures incurred during the month of April of 2020.
4. 2019-20 Projected Expenditures - This column represents projected expenditures from the 1st of July, 2019 through the end of April 2020.
5. 2019-20 Expenditures - Actual expenditures from July 1st, 2019 through the end of April, 2020.
6. Variance - This column represents the estimated expenditures from July 1st, 2019 through the end of April, 2020 (Column 4) minus the actual expenditures that have actually been incurred during that same period (Column 5) to give us a variance for comparison purposes.
7. % Expended - This figure represents the percentage of funds committed for that specific expenditure area for the year.

SUMMARY

Expenditure levels for the month of April were significantly less than what we had projected. It is obvious that the pandemic has had some effect on our expenditure levels. Salaries and wages were less than what we projected. We know that we have not had to pay substitutes saving significant dollars. We spent \$ 15,106.66 less in April for salaries than what we anticipated. Overall for salaries, we've spent \$ 6,619,402.81 against a projected amount of \$ 6,617,596. The annual variance is only \$ 1,806.81. We anticipate that we will finish under projected levels for the year within the salary and fringe benefit categories.

We were under budget for the month of April. We spent \$ 30,391.28 less than what we had projected for April of 2020. As a result of spending less, our annual variance is coming back into line with our annual estimate. At the end of April, we have over spent in the first ten months of the year by just \$ 32,359.96 or just .22%. We anticipate that amount will continue to decrease. The goal continues to be is to remain within the projected levels.

Pike Delta York Local Schools

General Fund Budget Analysis

April 2020

<i>Expenditure Area</i>	2019-20 Appropriations	April 2020 Projected	April 2020 Expenditures	2019-20 Projected	2019-20 Actual	Annual Variance	% Expended
Salaries & Wages	7,935,000.00	595,816.00	580,709.34	6,617,596.00	6,619,402.81	1,806.81	83.42%
Fringe Benefits	3,500,000.00	282,874.00	273,763.17	2,922,157.00	2,824,411.53	-97,745.47	80.70%
Total	11,435,000.00	878,690.00	854,472.51	9,539,753.00	9,443,814.34	-95,938.66	82.59%
Purchased Services	2,750,000.00	233,784.00	228,892.62	2,216,075.00	2,425,787.17	209,712.17	88.21%
Supplies & Materials	450,000.00	8,529.00	8,630.70	399,464.00	395,442.99	-4,021.01	87.88%
Capital Outlay	40,000.00	1,501.00	116.89	38,035.00	6,101.24	-31,933.76	0.00%
Other Objects	175,000.00	0.00	0.00	174,867.00	193,537.22	18,670.22	110.59%
Non-Operational	100,000.00	0.00	0.00	64,129.00	0.00	-64,129.00	0.00%
Totals	3,515,000.00	243,814.00	237,640.21	2,892,570.00	3,020,868.62	128,298.62	85.94%
Grand Total	14,950,000.00	1,122,504.00	1,092,112.72	12,432,323.00 83.16%	12,464,682.96	32,359.96 0.22%	83.38%

Pike Delta York Local Schools

General Fund Year To Date Analysis

April 2020

	April 2019 Actual	April 2020 Actual	Annual Variance	Percentage of Variance
<i>Beginning Cash Balance</i>	3,164,101.30	2,244,223.66	-919,877.64	-29.07%
<i>Revenue Sources</i>				
Real Estate Taxes	4,477,061.20	4,576,840.77	99,779.57	2.23%
Public Utility Personal	504,633.75	665,845.53	161,211.78	31.95%
Investments	82,359.41	65,467.97	-16,891.44	-20.51%
Other Local Receipts	683,268.38	678,025.15	-5,243.23	-0.77%
State Foundation	6,070,086.02	6,006,043.83	-64,042.19	-1.06%
Homestead/Rollback	548,948.33	543,686.51	-5,261.82	0.00%
Other State Receipts	271,178.65	232,567.95	-38,610.70	-14.24%
Non-Operating Receipts	115,840.10	125,236.89	9,396.79	8.11%
Total Revenue	12,753,375.84	12,893,714.60	140,338.76	1.10%
<i>Expenditure Area</i>				
Salaries & Wages	6,500,513.32	6,619,402.81	118,889.49	1.83%
Fringe Benefits	2,698,330.08	2,824,411.53	126,081.45	4.67%
Purchased Services	2,567,621.84	2,425,787.17	-141,834.67	-5.52%
Supplies & Materials	420,535.57	395,442.99	-25,092.58	-5.97%
Capital Outlay	6,335.90	6,101.24	-234.66	-3.70%
Other Objects	167,506.54	193,537.22	26,030.68	15.54%
Non-Operational Expenses	220,452.95	0.00	-220,452.95	0.00%
Total Expenditures	12,581,296.20	12,464,682.96	-116,613.24	-0.93%
Toledo Edison Adj. *	202,220.00	-	-	-
Ending Cash Balance	3,538,400.94	2,673,255.30	-865,145.64	-24.45%

Pike-Delta-York Local School District

Cash Reconciliation

April 2020

	<u>Sub-Totals</u>	<u>Totals</u>
Gross Depository Balances:		
F&M Warrant	60,474.80	
PayForIt	1,467.60	
Total Depository Balances (Gross)		61,942.40
Adjustments to Bank Balance:		
Cash in Transit to Bank		
Outstanding Checks	(6,882.03)	
Other		
Total Adjustments		-6,882.03
Other Investments:		
F&M - Money Market (Commercial Sweep)	51,845.45	
Star Ohio - General Fund	2,389,285.12	
Star Plus	6,428.81	
RedTree Investments	2,117,330.58	
Total Investments		4,564,889.96
Petty Cash & Change Funds:		
Athletic Checking	10,000.00	
Athletic Gate Cash	3,700.00	
Cafeteria Change Funds	120.00	
H.S. Office Petty Cash	50.00	
Board Office Petty Cash	75.00	
H.S. Cafeteria Coffee Shop Change Fund	50.00	
Total Petty Cash		13,995.00
BANK BALANCE		\$ 4,633,945.33
CURRENT CASH BALANCE		\$ 4,633,945.33
Payroll Clearing Account	\$ 48,713.73	

DATE: 05/01/2020
TIME: 12:07

PIKE-DELTA-YORK LOCAL SCHOOLS
CASH RECONCILIATION AS OF 04/30/2020

PAGE: 1
(USAEMSED)

	SUB-TOTALS	TOTALS
	-----	-----
Gross Depository Balances:		
F & M - Operating Account	\$ 60,474.80	
F & M - Pay-For-It Account	1,467.60	

Total Depository Balances (Gross)		\$ 61,942.40
Adjustments to Bank Balance:		
Cash in Transit to Bank	\$ 0.00	
Outstanding Checks	6,882.03-	
Adjustments	0.00	


Total Adjustments to Bank Balance		6,882.03-
Investments:		
Treasury Bonds and Notes	\$ 0.00	
Certificate of Deposits	0.00	
Other Securities	0.00	
Other Investments:		
F & M - Money Market Sweep	51,845.45	
Star Ohio - General Fund	2,389,285.12	
Star Plus	6,428.81	
RedTree Investments	2,117,330.58	

Total Investments		4,564,889.96
Cash on Hand:		
Petty Cash:		
Athletic Checking	\$ 10,000.00	
Athletic Gate Cash	3,700.00	
Cafeteria Change Fund	170.00	
H.S. Office Petty Cash	50.00	
Board Office Petty Cash	75.00	
Change Cash:		
Cash with Fiscal Agent	0.00	

Total Cash on Hand		13,995.00

Total Balances		\$ 4,633,945.33
		=====
Total Fund Balance		\$ 4,633,945.33
		=====
Depository Clearance Accounts:		
F & M - Payroll Account	\$ 48,713.73	

Total Clearance Account Balances		\$ 48,713.73



Treasurer

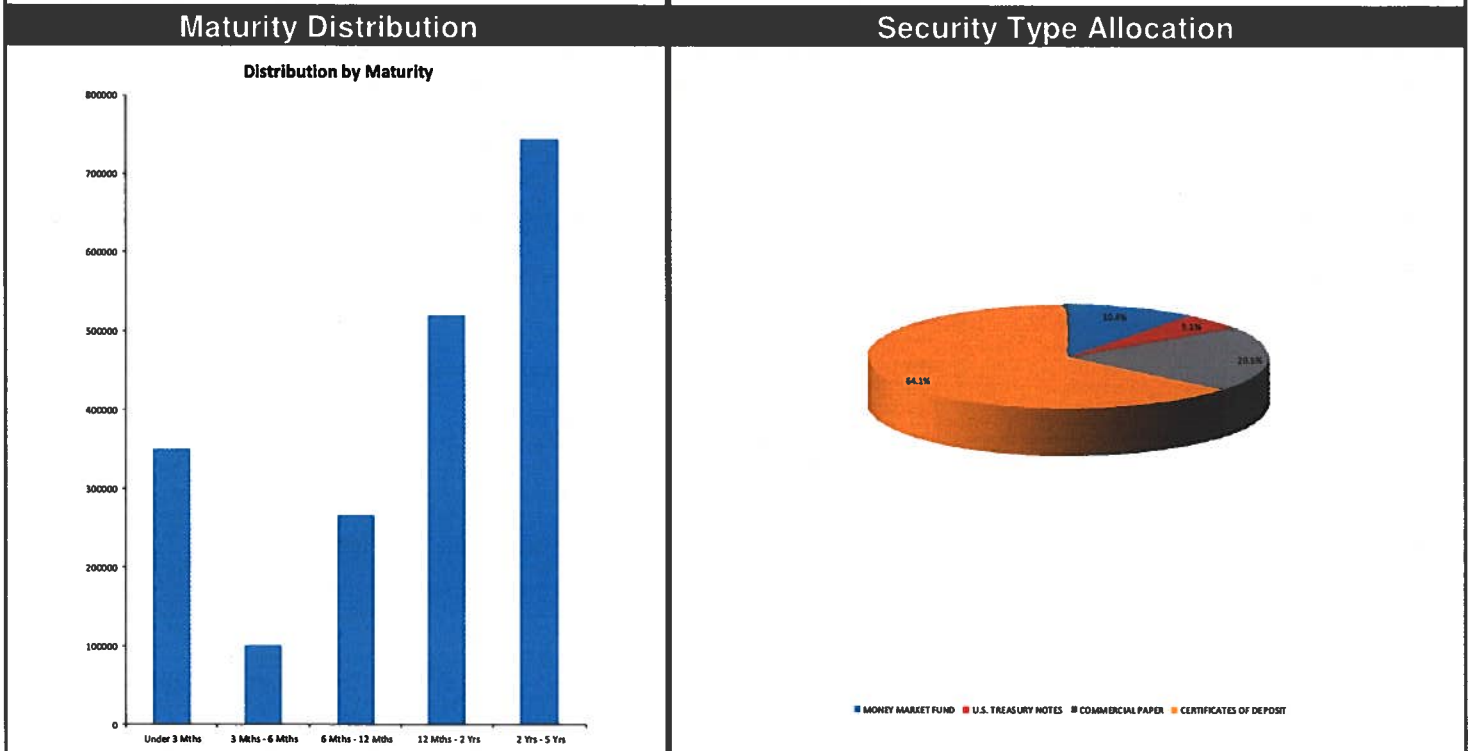
PIKE-DELTA-YORK LOCAL SCHOOL DISTRICT INVESTMENT LISTING

April 2020

Institution	Account Type	Account Number	Receives Interest	MTD Interest	Interest Rate	Month End Balance
STAR Ohio	GF	11278	Monthly	\$ 1,964.05	0.84%	\$ 2,389,285.12
STAR Plus	GF	104791302979	Monthly	\$ 2.65	0.50%	\$ 6,428.81
F&M State Bank	Sweep	00-46762	Monthly	\$ 59.65		\$ 51,845.45
F&M State Bank	Warrant	00-46763	N/A	\$ -		\$ 60,474.80
F&M State Bank	PayFort	21-62209	N/A	\$ -		\$ 1,467.60
REDTREE	Various	X90527	Monthly	\$ 1,927.92	2.44%	\$ 1,512,582.88
REDTREE - Scholarships	Various	X90527	Monthly	\$ 770.81	2.44%	\$ 604,747.70
TOTAL INVESTMENTS				\$ 4,725.08		\$ 4,626,832.36

Monthly Investment Summary
Pike-Delta-York Local Schools
US Bank Custodian Acct Ending x90527
 April 30, 2020

Monthly Cash Flow Activity		Market Value Summary				
From 03-31-20 through 04-30-20		Security Type	Market Value	Pct. Assets	Avg Yield at Cost	Wght Avg Mat
Beginning Book Value	2,114,631.85	Money Market Fund				
Contributions	0.00	MONEY MARKET FUND	228,291.60	10.3	0.13	0.00
Withdrawals	0.00	Fixed Income				
Prior Month Management Fees	-181.84	U.S. TREASURY NOTES	111,108.58	5.0	1.68	0.91
Realized Gains/Losses	0.00	Accrued Interest	116.46	0.0		
Gross Interest Earnings	2,880.57	Commercial Paper				
Ending Book Value	2,117,330.58	COMMERCIAL PAPER	449,700.70	20.4	1.69	0.20
		Certificate of Deposit				
		CERTIFICATES OF DEPOSIT	1,407,212.23	63.8	3.12	2.28
		Accrued Interest	10,460.55	0.5		
		TOTAL PORTFOLIO	2,206,890.13	100.0	2.44	1.55



Disclosures:

RedTree's internal accounting system is used as the source of the market value of this account. Although obtained from a source believed to be reliable, we cannot guarantee its accuracy. You should review all account statements provided by the custodian and compare with the statements provided by RedTree.

Portfolio Holdings Report
Pike-Delta-York Local Schools
US Bank Custodian Acct Ending x90527
 April 30, 2020

Quantity	Cusip	Security Description	Moody's	S&P	Cost Basis	Market Value	Yield at Cost	Wtd Maturity	Purchase Date	
U.S. TREASURY NOTES										
110,000	912828Q37	US Treasury Note 1.250% Due 03-31-21	Aaa	AA+	109,333.98	111,108.58	1.68	0.91	10-31-19	
		Accrued Interest				116.46				
					109,333.98	111,225.04	1.68	0.91		
CERTIFICATES OF DEPOSIT										
150,000	12556LAU0	CIT Bank NA, CA 3.050% Due 12-17-20			149,925.00	152,613.45	3.08	0.62	12-17-18	
195,000	61760ASB6	Morgan Stanley Private Bank, NY 3.250% Due 11-15-21			194,707.50	202,889.89	3.30	1.49	11-15-18	
150,000	02007GHF3	Ally Bank, UT 2.900% Due 01-31-22			149,925.00	155,877.60	2.92	1.71	01-31-19	
150,000	7954502A2	Sallie Mae Bank, UT 2.750% Due 03-21-22			149,737.50	155,856.60	2.81	1.85	03-21-19	
150,000	17312QX79	Citibank NA, SD 3.400% Due 12-21-22			149,775.00	160,329.15	3.44	2.52	12-21-18	
150,000	20033AS23	Comenity Capital Bank, UT 2.850% Due 03-15-23			149,737.50	158,792.10	2.91	2.75	03-18-19	
90,000	949763YY6	Wells Fargo Bank, SD 2.750% Due 04-10-23			89,973.00	95,120.19	2.77	2.82	04-23-19	
150,000	38148P3A3	Goldman Sachs Bank USA, NY 3.550% Due 12-12-23			149,700.00	164,686.20	3.59	3.38	12-12-18	
150,000	949763YW0	Wells Fargo Bank, SD 2.950% Due 03-27-24			149,700.00	161,047.05	3.01	3.68	03-27-19	
		Accrued Interest				10,460.55				
					1,333,180.50	1,417,672.78	3.12	2.28		
COMMERCIAL PAPER										
110,000	89233GEM4	Toyota Motor Credit 0.000% Due 05-21-20	P-1	A-1+	108,994.05	109,992.30	1.88	0.06	11-26-19	
140,000	46590DFN5	JP Morgan 0.000% Due 06-22-20	P-1	A-1	139,234.67	139,945.40	1.61	0.15	02-20-20	
100,000	71708EFP5	Pfizer 0.000% Due 06-23-20	P-1	A-1+	99,471.11	99,960.00	1.61	0.15	02-25-20	
100,000	19121AKD2	Coca Cola Company 0.000% Due 10-13-20	P-1	A-1+	98,824.67	99,803.00	1.66	0.46	01-29-20	
					446,524.50	449,700.70	1.69	0.20		
MONEY MARKET FUND										
	USBMMF	First American Treasury Obligations Fund			228,291.60	228,291.60	0.13			
TOTAL PORTFOLIO					2,117,330.58	2,206,890.13	2.44	1.55		

Disclosures:

RedTree's internal accounting system is used as the source of the market value of this account. Although obtained from a source believed to be reliable, we cannot guarantee its accuracy. You should review all account statements provided by the custodian and compare with the statements provided by RedTree.

Questions? Call 888.596.2293 or email info@redtreeinv.com

Fnd	Sec	Description	Beginning Balance	MTD Revenues	FYTD Revenues	MTD Expenditures	FYTD Expenditures	Current Available Balance
001	0000	GENERAL FUND	2,220,821.35	655,654.91	12,867,074.60	1,091,401.72	12,435,318.80	2,652,577.15
001	9000	GENERAL FUND - TECHNOLOGY	23,402.31	.00	26,640.00	711.00	29,364.16	20,678.15
002	9799	BOND RETIREMENT - 2015	982,050.31	.00	1,128,517.88	124,518.75	907,948.17	1,202,620.02
003	0000	PERMANENT IMPROVEMENT FUN	.00	.00	.00	.00	43,697.74	43,697.74-
006	0000	FOOD SERVICE FUND	.00	18,455.86	340,288.98	35,004.04	462,061.16	121,772.18-
007	9001	BEN ATHERTON MEMORIAL SCH	1,103.76	1.45	42.39	.00	.00	1,146.15
007	9002	NATE PARSONS MEMORIAL SCH	3,206.47	4.30	696.69	.00	500.00	3,403.16
007	9100	CLYDE J KINNEY MEMORIAL S	27,011.18	34.57	560.30	.00	200.00	27,371.48
007	9290	COACH CORY'S BACKPACK BUD	5,949.82	165.00	3,695.84	1,145.80	3,116.73	6,528.93
007	9300	TOMMY CHILDRESS JR. MEMOR	6,163.57	19.58	10,339.55	.00	1,000.00	15,503.12
007	9400	PDYLSA BOARD OF EDUCATION	600.00	.00	.00	.00	1,000.00	400.00-
007	9500	PDY FACULTY & STAFF MEMOR	35,914.82	46.09	1,073.25	.00	500.00	36,488.07
007	9600	DALE E ADAMS SCHOLARSHIP	14.55	.00	.00	.00	.00	14.55
007	9800	CLASS OF 1956 MEMORIAL SC	1,540.35	1.35	531.33	.00	1,000.00	1,071.68
007	9900	RICHARD SELL MEMORIAL SCH	517,507.63	663.47	10,735.50	.00	3,000.00	525,243.13
007	9990	SPROW BUCKS - TEACHER GRA	1,636.36	.00	2,000.00	.00	2,502.00	1,134.36
007	9991	KICKSTARTER SCHOLARSHIP	610.00	500.00	500.00	.00	.00	1,110.00
007	9992	SHARON K. BRUCE SCHOLARSH	1,000.00	.00	.00	.00	1,000.00	.00
009	9100	U.S.S.F. - DELTA ELEMENTA	.00	91.00	6,906.25	.00	38,308.30	31,402.05-
009	9200	U.S.S.F. - DELTA M.S.	.00	505.00	5,253.08	.00	16,449.40	11,196.32-
009	9300	U.S.S.F. - DELTA H.S.	8,951.78	1,154.40	9,228.44	162.70	16,508.37	1,671.85
018	9002	DELTA ELEMENTARY	26,312.19	.00	11,181.11	2,321.51	13,141.96	24,351.34
018	9005	DELTA MIDDLE SCHOOL	4,460.51	1,960.00	7,977.50	328.13	4,532.94	7,905.07
018	9006	DELTA HIGH SCHOOL	3,600.97	.00	2,275.09	69.99	693.35	5,182.71
019	9171	WELLNESS GRANT	.00	.00	2,680.00	69.00	1,572.02	1,107.98
019	9173	J. PATTERSON LIBRARY GRAN	5,000.00	.00	458.95	8.43	1,067.74	4,391.21
019	9174	21st CENTURY GRANT - M.S.	18,554.91	.00	.00	.00	.00	18,554.91
019	9175	FOUNDATION GRANTS	.00	.00	2,012.01	.00	2,212.01	200.00-
019	9176	M.S. AFTER-SCHOOL PROGRAM	.00	.00	8,050.00	.00	3,917.86	4,132.14
034	9009	PERMANENT IMPROVEMENT - O	.00	.00	83,263.95	345.92	93,260.90	9,996.95-
200	9013	CLASS OF 2019	1,978.54	.00	.00	.00	1,130.00	848.54
200	9020	CLASS OF 2020	6,909.68	.00	601.75	.00	969.58	6,541.85
200	9021	CLASS OF 2021	526.77	1,250.00	9,901.76	40.61	2,368.67	8,059.86
200	9022	CLASS OF 2022	6,409.13	.00	48.75	.00	122.72	6,335.16
200	9023	CLASS OF 2023	1,748.47	.00	72.70	.00	144.30	1,676.87
200	9024	CLASS OF 2024	11,205.44	.00	7,010.31	.00	4,262.06	13,953.69
200	9025	CLASS OF 2025	11,104.06	.00	11,326.22	.00	6,894.32	15,535.96
200	9026	CLASS OF 2026	.00	.00	25,114.02	.00	25,065.05	48.97
200	9027	CLASS OF 2027	1,513.46	.00	11,859.59	.00	7,217.10	6,155.95
200	9100	H.S. - DRAMA CLUB	21.50	.00	.00	.00	.00	21.50
200	9150	M.S. - SCIENCE CLUB	639.80	.00	.00	.00	.00	639.80
200	9280	H.S. - SPANISH CLUB	2,374.09	.00	240.00	.00	313.62	2,300.47
200	9320	H.S. - FCCLA	3,842.67	.00	847.00	.00	203.13	4,486.54
200	9330	H.S. - FFA	5,134.62	728.00-	23,527.15	260.77	20,114.37	8,547.40
200	9550	M.S. - CHEERLEADERS	2,044.48	.00	.00	.00	234.12	1,810.36
200	9553	H.S. - CHEERLEADERS	3,900.02	.00	20,712.00	.00	20,606.39	4,005.63

FINANCIAL SUMMARY REPORT
 Processing Month: April 2020
 PIKE-DELTA-YORK LOCAL SCHOOLS

Fnd	Scc	Description	Beginning Balance	MTD Revenues	FYTD Revenues	MTD Expenditures	FYTD Expenditures	Current Available Balance
200	9610	H.S. - STUDENT COUNCIL	4,329.93	.00	396.01	8.19	1,378.99	3,346.95
200	9611	M.S. - STUDENT COUNCIL	409.59	.00	448.65	.00	381.95	476.29
200	9650	H.S. - SADD	871.08	.00	.00	.00	130.29	740.79
200	9651	M.S. - SADD	387.32	.00	.00	.00	.00	387.32
200	9689	H.S. - DEL HI	2,640.34	.00	3,818.75	.00	2,655.88	3,803.21
200	9690	H.S. - GREEN & WHITE	880.10	.00	20.00	.00	.00	900.10
200	9691	M.S. - YEARBOOK	6,587.88	.00	1,277.00	.00	687.66	7,177.22
200	9710	H.S. - NATIONAL HONOR SOC	302.53	.00	.00	.00	.00	302.53
200	9711	M.S. - NATIONAL HONOR SOC	3,985.09	.00	480.00	.00	.00	4,465.09
300	9200	M.S. - DESTINATION IMAGIN	18,834.29	21.90	12,339.44	.00	3,470.90	27,702.83
300	9350	H.S. - ART CLUB	1,388.59	.00	908.00	.00	544.42	1,752.17
300	9440	H.S. - BAND	4,059.12	20.00	7,397.00	.00	8,299.36	3,156.76
300	9470	H.S. - DELAIRE'S	3,550.52	.00	5,078.55	57.38-	4,811.89	3,817.18
300	9490	H.S. - MUSICAL	1,709.74	.00	791.00	.00	621.54	1,879.20
300	9500	ATHLETIC FUND	.00	.00	83,898.94	1,706.35-	93,206.25	9,307.31-
300	9501	ATHLETIC'S - BASEBALL	20,410.42	.00	3,650.00	4,059.45	6,671.25	17,389.17
300	9502	ATHLETIC'S - BOY'S BASKET	1,383.09	.00	2,960.00	.00	2,373.59	1,969.50
300	9503	ATHLETIC'S - GIRL'S SOCCE	1,324.58	.00	462.00	.00	1,383.43	403.15
300	9504	ATHLETIC'S - FOOTBALL	1,451.03	.00	7,030.00	.00	2,554.23	5,926.80
300	9505	ATHLETIC'S - BOY'S CROSS	705.12	.00	400.00	.00	385.00	720.12
300	9506	ATHLETIC'S - GOLF	2,225.79	.00	1,670.00	.00	1,708.69	2,187.10
300	9507	ATHLETIC'S - TRACK	.00	1,020.00-	1,155.00	814.00-	3,597.96	2,442.96-
300	9508	ELEMENTARY - SQUARE ONE A	2,646.84	.00	54.75	.00	1,147.80	1,553.79
300	9509	ATHLETIC'S - GIRL'S BASKE	1,106.34	244.00	5,753.00	.00	4,913.37	1,945.97
300	9510	ATHLETIC'S - SOFTBALL	1,006.64	.00	131.62	.00	.00	1,138.26
300	9513	ATHLETIC'S - BOY'S SOCCER	.00	.00	4,311.00	.00	5,740.56	1,429.56-
300	9514	ATHLETIC'S - VOLLEYBALL	6,985.62	.00	2,412.55	.00	5,233.05	4,165.12
300	9516	ATHLETIC'S - BOWLING	733.50	.00	490.00	.00	704.00	519.50
461	9019	VO. AG. 5TH QUARTER GRANT	.00	.00	3,636.36	.00	3,636.36	.00
467	9020	STUDENT WELLNESS & SUCCES	.00	.00	132,721.91	.00	.00	132,721.91
499	9019	SCHOOL SAFETY GRANT	5,777.85	.00	5,372.27	.00	.00	11,150.12
551	9020	L.E.P. 2019-20	.00	.00	.00	.00	166.52	166.52-
572	9019	TITLE I 2018-19	.00	.00	580.35	.00	580.35	.00
572	9020	TITLE I 2019-20	.00	45,223.03	128,979.59	19,133.51	141,213.97	12,234.38-
590	9020	TITLE II-A 2019-20	.00	9,281.30	31,686.93	5,314.62	38,349.49	6,662.56-
599	9019	21st CENTURY GRANT	1,783.93	.00	37,476.99	.00	39,260.92	.00
599	9020	21st CENTURY 2019-20	.00	23,143.97	117,551.65	590.00	117,551.65	.00
599	9219	TITLE IV-A 2018-19	.00	.00	29.83	.00	29.83	.00
Grand Total All Funds			4,052,242.44	756,693.18	15248,613.08	1,282,916.41	14666,910.19	4633,945.33
Total Invested Funds			.00					

Check#	Check Date	Org Sta	Vendor Paid	Check Amount	Status Date
063519	04/03/2020	W/R	AMY ROTH	50.24	04/30/2020
063520	04/03/2020	W/R	APPLE COMPUTER	711.00	04/30/2020
063521	04/03/2020	W/R	AQUATEK WATER CONDITIONING	69.00	04/30/2020
063522	04/03/2020	W/R	ARTHUR J. THOMAS	49.20	04/30/2020
063523	04/03/2020	W/R	ARAMARK UNIFORM & CAREER	128.63	04/30/2020
063524	04/03/2020	W/R	CARDINAL BUS SALES &	2,057.35	04/30/2020
063525	04/03/2020	W/R	DELTA PHYSICAL THERAPY AND	2,500.00	04/30/2020
063526	04/03/2020	W/R	DOWNEY PHC, LLC	271.00	04/30/2020
063527	04/03/2020	W/R	ENNIS BRITTON CO., LPA	7,924.49	04/30/2020
063528	04/03/2020	W/R	FORREST AUTO SUPPLY	448.24	04/30/2020
063529	04/03/2020	W/R	COMMUNITY MARKETS	12.76	04/30/2020
063530	04/03/2020	W/R	GRAINGER	309.97	04/30/2020
063531	04/03/2020	W/R	GROSS ELECTRIC	81.50	04/30/2020
063532	04/03/2020	W/R	HANKS SALES & SERVICE, INC.	76.19	04/30/2020
063533	04/03/2020	W/R	HCGC/FISCAL SPONSOR FOR OAN	590.00	04/30/2020
063534	04/03/2020	W/R	HIT, INC.	10.00	04/30/2020
063535	04/03/2020	W/R	K & K COLLISION	275.00	04/30/2020
063536	04/03/2020	W/R	KERN HEATING, COOLING, &	404.50	04/30/2020
063537	04/03/2020	W/R	LAMMON BROTHERS	799.76	04/30/2020
063538	04/03/2020	W/W	OASSA	175.00	
063539	04/03/2020	W/R	OHIO GAS COMPANY	336.64	04/30/2020
063540	04/03/2020	W/R	PAINTER'S SUPPLY & EQUIPMENT	140.00	04/30/2020
063541	04/03/2020	W/W	PARKER TIRE SALES & SERVICE	35.00	
063542	04/03/2020	W/R	RACHEL WIXEY & ASSOCIATES, LLC	3,715.17	04/30/2020
063543	04/03/2020	W/R	RANDY JACKSON	46.25	04/30/2020
063544	04/03/2020	W/R	TEAM SPORTS, INC.	4,843.29	04/30/2020
063545	04/03/2020	W/R	TRANSPORTATION ACCESSORIES	280.99	04/30/2020
063546	04/03/2020	W/R	UNITY SCHOOL BUS PARTS	89.28	04/30/2020
063547	04/03/2020	W/R	WAL MART #2350	584.88	04/30/2020
063548	04/10/2020	C/R	TREASURER	300,908.27	04/30/2020
063549	04/06/2020	B/R	ABBY FRY	25.00	04/30/2020
063550	04/06/2020	B/R	AMY MORR	25.00	04/30/2020
063551	04/06/2020	B/B	ANA GARCIA	25.00	
063552	04/06/2020	B/R	ANGIE GALLIERS	25.00	04/30/2020
063553	04/06/2020	B/R	ANGLIA LAGRECA	25.00	04/30/2020
063554	04/06/2020	B/R	BRANDY CANSKY	25.00	04/30/2020
063555	04/06/2020	B/R	CARRIE SMITH	25.00	04/30/2020
063556	04/06/2020	B/R	CARRIE TURI	25.00	04/30/2020
063557	04/06/2020	B/B	ERIC BORCK	25.00	
063558	04/06/2020	B/B	FRANK KOHLHOFER	25.00	
063559	04/06/2020	B/R	HEATHER THATCHER	25.00	04/30/2020
063560	04/06/2020	B/R	HOPE LANTZ	25.00	04/30/2020
063561	04/06/2020	B/R	JAMIE CREPS	25.00	04/30/2020
063562	04/06/2020	B/B	JESSE SHOEMAKER	25.00	
063563	04/06/2020	B/R	JILL MARQUEZ	25.00	04/30/2020
063564	04/06/2020	B/R	JOETTA ELLIOTT	25.00	04/30/2020
063565	04/06/2020	B/B	JUSTINE TAYLOR	25.00	
063566	04/06/2020	B/R	KATHERINE MURRAY	25.00	04/30/2020
063567	04/06/2020	B/R	KRYSTAL BOULTON	25.00	04/30/2020
063568	04/06/2020	B/R	LYNETTE NATION	25.00	04/30/2020
063569	04/06/2020	B/R	MARISA AUGUSTYNIAK	25.00	04/30/2020
063570	04/06/2020	B/R	MARK SINTOBIN	25.00	04/30/2020

Date: 5/01/2020

C H E C K R E G I S T E R
Processing Month: April 2020
PIKE-DELTA-YORK LOCAL SCHOOLS

Page: 2
(CHKREG)

Check#	Check Date	Org Sta	Vendor Paid	Check Amount	Status Date
063571	04/06/2020	B/R	MaryAnn Sintobin	25.00	04/30/2020
063572	04/06/2020	B/R	MINDY JONES	25.00	04/30/2020
063573	04/06/2020	B/R	NICOLE SCHLATTER	25.00	04/30/2020
063574	04/06/2020	B/R	REBEKAH HILTON	25.00	04/30/2020
063575	04/06/2020	B/B	SAMANTHA POSTLEWAIT	25.00	
063576	04/06/2020	B/R	SARAH RUBY	25.00	04/30/2020
063577	04/06/2020	B/R	TRISHA WARNER	25.00	04/30/2020
063578	04/06/2020	B/R	VANESSA VERSHUM	25.00	04/30/2020
063579	04/06/2020	B/R	VERONICA ARROYO	25.00	04/30/2020
063580	04/06/2020	B/B	VICTORIA ROMO	25.00	
063581	04/06/2020	B/R	WALTER HALLETT	25.00	04/30/2020
063582	04/06/2020	B/R	WENDY WYSE	25.00	04/30/2020
063583	04/07/2020	B/R	BARBARA WILCOX	15.00	04/30/2020
063584	04/07/2020	B/R	BRANDY AVERY	15.00	04/30/2020
063585	04/07/2020	B/B	CAROL PRIBE	15.00	
063586	04/07/2020	B/R	JAMIE EARL	15.00	04/30/2020
063587	04/07/2020	B/B	JENNA FLORES	15.00	
063588	04/07/2020	B/R	TODD YODER	15.00	04/30/2020
063589	04/07/2020	B/B	CHERYL MERRILL	30.00	
063590	04/07/2020	B/B	JENNIFER MERCER	50.00	
063591	04/07/2020	B/R	RANDY WYSE	25.00	04/30/2020
063592	04/08/2020	W/R	American United Life Ins. Co.	494.00	04/30/2020
063593	04/09/2020	W/R	NOBCO, INC	364.00	04/30/2020
063594	04/09/2020	W/R	A & G EDUCATION SERVICES, INC	6,210.00	04/30/2020
063595	04/09/2020	W/R	AIM MEDIA MIDWEST	42.25	04/30/2020
063596	04/09/2020	W/R	AMERICAN ARBITRATION ASSOC.	150.00	04/30/2020
063597	04/09/2020	W/R	ANDREW HANGE	50.00	04/30/2020
063598	04/09/2020	W/R	ARAMARK UNIFORM & CAREER	128.63	04/30/2020
063599	04/09/2020	W/R	REITER	1,707.87	04/30/2020
063600	04/09/2020	W/R	DELTA HARDWARE & INDUSTRIAL,	15.17	04/30/2020
063601	04/09/2020	W/R	ELLEN BERNAL	366.66	04/30/2020
063602	04/09/2020	W/R	GORDON FOOD SERVICE	8,465.76	04/30/2020
063603	04/09/2020	W/R	GWENDOLYN NYQUIST	76.56	04/30/2020
063604	04/09/2020	W/R	JANET FALOR	48.24	04/30/2020
063605	04/09/2020	W/R	NICKLES BAKERY INC.	189.95	04/30/2020
063606	04/09/2020	W/R	Northwest Ohio Educational	300.00	04/30/2020
063607	04/09/2020	W/R	OHIO GAS COMPANY	3,988.28	04/30/2020
063608	04/09/2020	W/R	SCOTT TENNEY	128.70	04/30/2020
063609	04/09/2020	W/R	TEAM SPORTS, INC.	877.89	04/30/2020
063610	04/09/2020	W/R	THREE CORD LLC	80.00	04/30/2020
063611	04/09/2020	W/R	TOLEDO EDISON CO.	22,980.66	04/30/2020
063612	04/09/2020	W/R	U.S. BANK EQUIPMENT FINANCE	3,353.38	04/30/2020
063613	04/09/2020	W/R	VELVET ICE CREAM COMPANY, INC	408.00	04/30/2020
063614	04/09/2020	W/R	WMTR RADIO	364.00	04/30/2020
063615	04/09/2020	W/R	WOOD CO. EDUCATIONAL	6,675.00	04/30/2020
063616	04/17/2020	W/W	AMY KRAMER	947.72	
063617	04/17/2020	W/R	ARAMARK UNIFORM & CAREER	128.63	04/30/2020
063618	04/17/2020	W/R	CLARIS INTERNATIONAL, INC.	540.00	04/30/2020
063619	04/17/2020	W/R	GORDON FOOD SERVICE	93.35	04/30/2020
063620	04/17/2020	W/R	MAUMEE PLUMBING CO.	10.50	04/30/2020
063621	04/17/2020	W/R	NWO JUVENILE DETENTION CENTER	968.00	04/30/2020
063622	04/17/2020	W/R	OWENS COMMUNITY COLLEGE	498.25	04/30/2020

Date: 5/01/2020

C H E C K R E G I S T E R
Processing Month: April 2020
PIKE-DELTA-YORK LOCAL SCHOOLS

Page: 3
(CHKREG)

Check#	Check Date	Org Sta	Vendor Paid	Check Amount	Status Date
063623	04/17/2020	W/R	RACHEL WIXEY & ASSOCIATES, LLC	1,090.80	04/30/2020
063624	04/17/2020	W/R	ROSE PEST SOLUTIONS	226.00	04/30/2020
063625	04/17/2020	W/R	SCOTT TENNEY	71.88	04/30/2020
063626	04/17/2020	W/R	SPORTS PLACE	2,260.00	04/30/2020
063627	04/17/2020	W/W	STEVEN A. SHELTON	700.00	
063628	04/17/2020	W/R	AMAZON.COM	335.71	04/30/2020
063629	04/17/2020	W/R	TAFT STETTINIUS & HOLLISTER	350.00	04/30/2020
063630	04/17/2020	W/R	TIME WARNER CABLE, INC.	594.45	04/30/2020
063631	04/17/2020	W/R	TREASURER	61.51	04/30/2020
063632	04/17/2020	W/R	VILLAGE OF DELTA	565.47	04/30/2020
063633	04/17/2020	W/R	VILLAGE REPORTER	88.00	04/30/2020
063634	04/24/2020	C/R	TREASURER	306,893.96	04/30/2020
063635	04/22/2020	W/R	ACE HARDWARE	17.57	04/30/2020
063636	04/22/2020	W/R	AmeriGas	1,294.70	04/30/2020
063637	04/22/2020	W/R	ARAMARK UNIFORM & CAREER	128.63	04/30/2020
063638	04/22/2020	W/W	BC TECHNOLOGIES COMPANY	205.00	
063639	04/22/2020	W/R	DELTA PHYSICAL THERAPY AND	30.00	04/30/2020
063640	04/22/2020	W/W	DELTA WRESTLING CLUB	559.00	
063641	04/22/2020	W/R	GORDON FOOD SERVICE	350.71	04/30/2020
063642	04/22/2020	W/R	KENN-FELD GROUP, LLC	156.00	04/30/2020
063643	04/22/2020	W/R	SARA'S GARDEN	1,781.93	04/30/2020
063644	04/22/2020	W/R	SCOTT TENNEY	114.79	04/30/2020
063645	04/22/2020	W/R	STAPLES ADVANTAGE	43.46	04/30/2020
063646	04/22/2020	W/R	TIME WARNER CABLE, INC.	238.55	04/30/2020
063647	04/22/2020	W/R	TOLEDO EDISON CO.	162.12	04/30/2020
063648	04/22/2020	W/R	VISA/F & M STATE BANK	1,358.70	04/30/2020
063649	04/22/2020	W/R	MARATHON	371.90	04/30/2020
063650	04/27/2020	W/W	HOME DEPOT/GECF	406.50	
063651	04/30/2020	B/B	ANGEL BROWN	50.00	
063652	04/30/2020	B/B	ASHLEY FITE	50.00	
063653	04/30/2020	B/B	CAROL PRIBE	50.00	
063654	04/30/2020	B/B	CAROLYN CREPS	50.00	
063655	04/30/2020	B/B	COURTNEY RECKNER	50.00	
063656	04/30/2020	B/B	LISA BRONSON	50.00	
063657	04/30/2020	B/B	JEFF WOLFORD	50.00	
063658	04/30/2020	B/B	JOE IRELAN	50.00	
063659	04/30/2020	B/B	MEGHAN PELTON	50.00	
063660	04/30/2020	B/B	CARRIE PRICE	57.00	
063661	04/30/2020	B/B	DANIELLE HYOTT	100.00	
063662	04/30/2020	B/B	RENAE SHEELY	121.00	
900476	04/10/2020	M/M	TREASURER	4,276.55	
900477	04/10/2020	M/M	TREASURER	1,039.00	
900478	04/10/2020	M/M	TREASURER	3,334.78	
900479	04/10/2020	M/M	TREASURER	1,559.05	
900480	04/17/2020	M/M	U.S. BANK St. Paul	124,518.75	
900481	04/13/2020	M/M	CHARLIE LEBOEUF	151,423.96	
900482	04/13/2020	M/M	CHARLIE LEBOEUF	13,536.00	
900483	04/13/2020	M/M	CHARLIE LEBOEUF	3,219.92	
900484	04/24/2020	M/M	STATE TEACHERS RETIRE-	78,942.00	
900485	04/24/2020	M/M	SCHOOL EMPLOYEES	22,278.00	
900486	04/24/2020	M/M	TREASURER	4,299.64	
900487	04/24/2020	M/M	TREASURER	1,039.00	

Date: 5/01/2020

C H E C K R E G I S T E R
Processing Month: April 2020
PIKE-DELTA-YORK LOCAL SCHOOLS

Page: 4
(CHKREG)

Check#	Check Date	Org Sta	Vendor Paid	Check Amount	Status Date
900488	04/24/2020	M/M	TREASURER	3,324.28	
900489	04/24/2020	M/M	TREASURER	1,559.05	
Total Checks Issued				\$ 1,125,155.37	

Pike Delta York Local School District
Donations
April 2020

None

PIKE DELTA YOUR LOCAL SCHOOLS

Unencumbered Liabilities (Then & Now)

April 2020

Vendor	Invoice Date	P.O. #	P.O. Date	Amount of Invoice
None				

PIKE DELTA YOUR LOCAL SCHOOLS


Fund to Fund Transfers / Advances

April 2020

<u><i>From</i></u>				
<u>Fund</u>			<u>T</u>	<u>Amount</u>
			<u>A</u>	
Total			\$	-

<u><i>To</i></u>				
<u>Fund</u>			<u>T</u>	<u>Amount</u>
			<u>A</u>	
Total			\$	-

4/30/2020
Date


 Matt A. Feasel, CFO/Treasurer

**PIKE DELTA YORK LOCAL
SCHOOL DISTRICT
2019-20 Appropriations**

			<u>Initial 2019-20 Appropriations</u>
001	0000	GENERAL FUND	14,704,156.00
001	9000	TECHNOLOGY MAINTENANCE & INSURANCE	12,000.00
002	9799	BOND RETIREMENT 2006 - REFUNDING	912,546.00
003	0000	PERMANENT IMPROVEMENT FUND	65,000.00
006	0000	FOOD SERVICE FUND	355,205.00
007	9001	BEN ATHERTON MEMORIAL SCHOLARSHIP	1,000.00
007	9002	NATE PARSONS MEMORIAL SCHOLARSHIP	500.00
007	9100	CLYDE J KINNEY SCHOLARSHIP FUND	500.00
007	9290	COACH CORY'S BACKPACK BUDDIES	5,000.00
007	9300	TOMMY CHILDRESS JR. MEMORIAL SCHOLARSHIP	1,000.00
007	9400	PDYLSO BOARD OF EDUCATION SCHOLARSHIP	1,000.00
007	9500	PDY FACULTY & STAFF SCHOLARSHIP	500.00
007	9600	DALE E ADAMS SCHOLARSHIP FUND	500.00
007	9700	RICHARD BASICH MEMORIAL SCHOLARSHIP FUND	0.00
007	9800	CLASS OF 1956 MEMORIAL SCHOLARSHIP	1,000.00
007	9900	RICHARD SELL MEMORIAL SCHOLARSHIP	5,000.00
007	9990	SPROW BUCKS - TEACHER GRANT AWARD	3,000.00
007	9991	KICKSTARTER SCHOLARSHIP	0.00
009	9100	U.S.S.F. - DELTA ELEMENTARY	25,000.00
009	9200	U.S.S.F. - DELTA MIDDLE SCHOOL	25,000.00
009	9300	U.S.S.F. - DELTA HIGH SCHOOL	25,000.00
018	9002	DELTA ELEMENTARY PRINCIPAL SUPPORT FUND	15,000.00
018	9005	M.S. PRINCIPAL SUPPORT FUND	6,000.00
018	9006	H.S. PRINCIPAL SUPPORT FUND	2,000.00
019	9171	WELLNESS GRANT	3,000.00
019	9173	J. PATTERSON LIBRARY GRANT	5,000.00
019	9174	21ST CENTURY GRANT - MIDDLE SCHOOL	150,000.00
034	9009	O.S.F.C. MAINTENANCE FUND	78,750.00
200	9012	CLASS OF 2018	3,400.00
200	9013	CLASS OF 2019	6,000.00
200	9020	CLASS OF 2020	14,000.00
200	9021	CLASS OF 2021	1,500.00
200	9022	CLASS OF 2022	100.00
200	9023	CLASS OF 2023	18,000.00
200	9024	CLASS OF 2024	12,000.00
200	9025	CLASS OF 2025	15,000.00
200	9026	CLASS OF 2026	0.00
200	9027	CLASS OF 2027	0.00

**PIKE DELTA YORK LOCAL
SCHOOL DISTRICT
2019-20 Appropriations**

			<u>Initial 2019-20 Appropriations</u>
200	9150	MIDDLE SCHOOL SCIENCE CLUB	0.00
200	9250	FRENCH CLUB	0.00
200	9280	SPANISH CLUB	150.00
200	9320	FCCLA	0.00
200	9330	FFA	15,000.00
200	9340	FTA	0.00
200	9380	MEDS	0.00
200	9550	M.S. CHEERLEADERS	0.00
200	9553	H.S. CHEERLEADERS	5,000.00
200	9610	H.S. STUDENT COUNCIL	2,200.00
200	9611	JR. HI STUDENT COUNCIL	500.00
200	9650	H.S. SADD	0.00
200	9651	M.S. SADD	50.00
200	9689	DEL HI	2,500.00
200	9690	GREEN & WHITE	0.00
200	9691	M.S. YEARBOOK	375.00
200	9710	H.S. NATIONAL HONOR SOCIETY	125.00
200	9711	JR. HIGH NATIONAL HONOR SOCIETY	500.00
300	9200	DESTINATION IMAGINATION	25,000.00
300	9350	ART/TECH CLUB	500.00
300	9440	HIGH SCHOOL BAND	12,000.00
300	9470	CHORAL-DELAIRE	10,000.00
300	9471	M.S. CHOIR	0.00
300	9472	WOMEN'S GLEE CLUB	0.00
300	9490	HIGH SCHOOL MUSICAL	10,000.00
300	9500	ATHLETIC FUND	75,000.00
300	9501	BASEBALL TEAM	12,000.00
300	9502	BASKETBALL TEAM - BOYS	1,600.00
300	9503	SOCCER TEAM - GIRLS	1,500.00
300	9504	FOOTBALL TEAM	6,300.00
300	9505	CROSS COUNTRY TEAM - BOYS	3,300.00
300	9506	GOLF TEAM	3,600.00
300	9507	TRACK TEAM - BOYS & GIRLS	8,000.00
300	9508	SQUARE ONE ART FUNDRAISER	500.00
300	9509	BASKETBALL TEAM - GIRLS	10,000.00
300	9510	SOFTBALL TEAM	6,300.00
300	9513	SOCCER TEAM - BOYS	2,750.00
300	9514	VOLLEYBALL TEAM	5,000.00

**PIKE DELTA YORK LOCAL
SCHOOL DISTRICT
2019-20 Appropriations**

			<u>Initial 2019-20 Appropriations</u>
300	9516	BOWLING TEAM	2,300.00
461	9019	VOCATIONAL AG. 5TH QUARTER 2018-19	4,195.80
461	9020	VOCATIONAL AG. 5TH QUARTER 2019-20	4,195.80
499	9019	SCHOOL SAFETY GRANT	0.00
516	9020	IDEA-B 2019-20	275,484.07
551	9019	L.E.P. 2018-19	2,843.66
551	9020	L.E.P. 2019-20	2,342.05
572	9020	TITLE I 2019-20	155,027.63
587	9020	IDEA-B ECSE 2019-20	10,795.63
590	9020	TITLE II-A 2019-20	31,686.93
599	9018	21ST CENTURY GRANT - ELEMENTARY	47,696.43
599	9020	21ST CENTURY GRANT - ELEMENTARY	200,000.00
599	9020	TITLE IV-A 2019-20	11,515.67
Total			<hr/> 17,440,490.67